

Show What You Know


Grammar Exit Tickets



<p>Using Verbs</p> <p>Name _____</p> <p>Together I can identify the verb in a given sentence.</p> <p>Read each sentence and underline the verb in the given sentence frame.</p> <ol style="list-style-type: none">1. Light and thought are given to you.2. When we are given, we give out.	<p>Using Verbs</p> <p>Name _____</p> <p>Together I can identify the verb in a given sentence.</p> <p>Read each sentence and underline the verb in the given sentence frame.</p> <ol style="list-style-type: none">1. Light and thought are given to you.2. When we are given, we give out.
--	--




<p>Types of Sentences</p> <p>Name _____</p> <p>Together I can identify the type of verb found in an sentence, whether the verb and verb whether it's active or passive, a fact or opinion in the given sentence.</p> <ol style="list-style-type: none">1. The football was in the field.2. There is a hot day in my class.3. There is a hot day in my class.	<p>Types of Sentences</p> <p>Name _____</p> <p>Together I can identify the type of verb found in an sentence, whether the verb and verb whether it's active or passive, a fact or opinion in the given sentence.</p> <ol style="list-style-type: none">1. The football was in the field.2. There is a hot day in my class.3. There is a hot day in my class.
---	---

<p>Pronouns</p> <p>Name _____</p> <p>Together I can identify the pronoun in the sentence.</p> <p>Read each sentence and underline the pronoun in the given sentence frame.</p> <ol style="list-style-type: none">1. I went to the park yesterday.2. We went to Florida in their car.3. I cannot believe that you did it to me.	<p>Pronouns</p> <p>Name _____</p> <p>Together I can identify the pronoun in the sentence.</p> <p>Read each sentence and underline the pronoun in the given sentence frame.</p> <ol style="list-style-type: none">1. I went to the park yesterday.2. We went to Florida in their car.3. I cannot believe that you did it to me.
---	---



THANK YOU! For downloading this product! I truly hope that you & your students **ENJOY** using this in your classroom & find it **HELPFUL!** If you have any questions, **PLEASE** feel free to **EMAIL ME** at adventuresofroom129@gmail.com

IF YOU LIKED THIS, YOU'LL ❤️ THESE:



THANK YOU to these creative people



FEEDBACK is greatly appreciated & earns you **TPT CREDITS** toward **FUTURE PURCHASES!**

All rights reserved. For use in **ONE** classroom only. If you'd like to share this resource with another teacher, please purchase an **ADDITIONAL LICENSE.**

This document may not be redistributed without permission.

©Ciera Harris

Math

Reading

Grammar

Vocabulary

Show What You Know!

Table of Contents

Page 4: Capitalization

Page 5: Punctuation

Page 6 -7: Abbreviations

Page 8: Nouns

Page 9: Proper Nouns

Page 10: Common or Proper

Page 11 - 12: Plural Nouns

Page 13: Possessive Nouns

Page 14: Verbs

Page 15: Linking Verbs

Page 16: Types of Verbs

Page 17: Irregular Verbs

Page 18-19: Verb Tenses

Page 20: Adjectives

Page 21: Adverbs

Page 22: Pronouns

Page 23: Prepositions

Page 24: Homophones

Page 25: Synonyms/Antonyms

Page 26: Commas - Series

Page 27: Commas

Page 28: Quotation Marks

Page 29 - 30: Contractions

Page 31: Run-ons

Page 32: Types of Sentences

Page 33: Complete Sentences

Page 34: Subject/Predicate

Page 35-36: ABC Order

Page 37-38: Compound Words

Page 39 - Prefixes

Page 40: Suffixes

Page 41: Editing/Revising

Capitalization

Name: _____

Objective: I can identify the words that need to be capitalized.

Which word(s) in the sentence need to be capitalized? Circle them!

1. the dog ran down main street through the rain.
2. can we go to wal-mart tonight to buy a nintendo game?
3. jack and suzie read the book skippyjon jones together in class.

Capitalization

Name: _____

Objective: I can identify the words that need to be capitalized.

Which word(s) in the sentence need to be capitalized? Circle them!

1. the dog ran down main street through the rain.
2. can we go to wal-mart tonight to buy a nintendo game?
3. jack and suzie read the book skippyjon jones together in class.

Capitalization

Name: _____

Objective: I can identify the words that need to be capitalized.

Which word(s) in the sentence need to be capitalized? Circle them!

1. the dog ran down main street through the rain.
2. can we go to wal-mart tonight to buy a nintendo game?
3. jack and suzie read the book skippyjon jones together in class.

Capitalization

Name: _____

Objective: I can identify the words that need to be capitalized.

Which word(s) in the sentence need to be capitalized? Circle them!

1. the dog ran down main street through the rain.
2. can we go to wal-mart tonight to buy a nintendo game?
3. jack and suzie read the book skippyjon jones together in class.

Punctuation

Name: _____

Objective: I can place the correct punctuation mark at the end of the sentence.

Read each sentence and write in the punctuation mark at the end.

1. Jordan, will you please go clean your room
2. Do you know where I put my back pack
3. My birthday is today
4. The cat is sleeping on the back of the couch

Punctuation

Name: _____

Objective: I can place the correct punctuation mark at the end of the sentence.

Read each sentence and write in the punctuation mark at the end.

1. Jordan, will you please go clean your room
2. Do you know where I put my back pack
3. My birthday is today
4. The cat is sleeping on the back of the couch

Punctuation

Name: _____

Objective: I can place the correct punctuation mark at the end of the sentence.

Read each sentence and write in the punctuation mark at the end.

1. Jordan, will you please go clean your room
2. Do you know where I put my back pack
3. My birthday is today
4. The cat is sleeping on the back of the couch

Punctuation

Name: _____

Objective: I can place the correct punctuation mark at the end of the sentence.

Read each sentence and write in the punctuation mark at the end.

1. Jordan, will you please go clean your room
2. Do you know where I put my back pack
3. My birthday is today
4. The cat is sleeping on the back of the couch

Abbreviations

Name: _____

Objective: I can identify and spell abbreviations

Which abbreviation is spelled correctly? Circle it and write the full word on the line.

1. Jan jan. Jan. _____
2. Mr. mr Mr _____
3. Oz. oZ. OZ. _____
4. St st. St. _____

Abbreviations

Name: _____

Objective: I can identify and spell abbreviations

Which abbreviation is spelled correctly? Circle it and write the full word on the line.

1. Jan jan. Jan. _____
2. Mr. mr Mr _____
3. Oz. oZ. OZ. _____
4. St st. St. _____

Abbreviations

Name: _____

Objective: I can identify and spell abbreviations

Which abbreviation is spelled correctly? Circle it and write the full word on the line.

1. Jan jan. Jan. _____
2. Mr. mr Mr _____
3. Oz. oZ. OZ. _____
4. St st. St. _____

Abbreviations

Name: _____

Objective: I can identify and spell abbreviations

Which abbreviation is spelled correctly? Circle it and write the full word on the line.

1. Jan jan. Jan. _____
2. Mr. mr Mr _____
3. Oz. oZ. OZ. _____
4. St st. St. _____