

Show What You Know



NUMBER SENSE Exit Tickets


NAME _____		DATE _____	
Exit Ticket: Number Sense			
1. _____	_____	1. _____	_____
2. _____	_____	2. _____	_____
3. _____	_____	3. _____	_____
4. _____	_____	4. _____	_____

NAME _____		DATE _____	
Exit Ticket: Number Sense			
1. _____	_____	1. _____	_____
2. _____	_____	2. _____	_____
3. _____	_____	3. _____	_____
4. _____	_____	4. _____	_____

NAME _____		DATE _____	
Exit Ticket: Number Sense			
1. _____	_____	1. _____	_____
2. _____	_____	2. _____	_____
3. _____	_____	3. _____	_____
4. _____	_____	4. _____	_____




NAME _____		DATE _____	
Exit Ticket: Number Sense			
1. _____	_____	1. _____	_____
2. _____	_____	2. _____	_____
3. _____	_____	3. _____	_____
4. _____	_____	4. _____	_____

NAME _____		DATE _____	
Exit Ticket: Number Sense			
1. _____	_____	1. _____	_____
2. _____	_____	2. _____	_____
3. _____	_____	3. _____	_____
4. _____	_____	4. _____	_____



THANK YOU! For downloading this product! I truly hope that you & your students **ENJOY** using this in your classroom & find it **HELPFUL!** If you have any questions, **PLEASE** feel free to **EMAIL ME** at adventuresofroom129@gmail.com

IF YOU LIKED THIS, YOU'LL ❤️ THESE:



THANK YOU to these creative people



FEEDBACK is greatly appreciated & earns you **TPT CREDITS** toward **FUTURE PURCHASES!**

All rights reserved. For use in **ONE** classroom only. If you'd like to share this resource with another teacher, please purchase an **ADDITIONAL LICENSE.**

This document may not be redistributed without permission.

©Ciera Harris

Math

Reading

Grammar

Vocabulary

Show What You Know!

Table of Contents

4 - Place (to hundreds)	5 - Place (to thousands)	6 - Place - (to 10,000's)	7 - Place - (to 100,000's)	8 - value (to hundreds)
9 - Value (to 1,000's)	10 - value (to 10,000's)	11 - Value - (to 100,000's)	12 - Place OR Value	13 - Standard to word Form (to 100's)
14 - Standard to word Form (to 1,000's)	15 - Standard to word Form (to 10,000's)	16 - Standard to word Form (to 100,000's)	17 - Word to standard Form (to 100's)	18 - Word to standard Form (to 1,000's)
19 - Word to standard Form (to 10,000's)	20 - Word to Standard Form (to 100,000's)	21 - Standard to Expanded Form (to 100's)	22 - Standard to Expanded Form (to 1,000's)	23 - Standard to Expanded Form (to 10,000's)
24 - Standard to Expanded Form (to 100,000's)	25 - Expanded to Standard Form (to 100's)	26 - Expanded to Standard Form (to 1,000's)	27 - Expanded to Standard Form (to 10,000's)	28 - Expanded to Standard Form (to 100,000's)
29 - Picture Form to standard form (10's)	30 - Picture Form to Standard Form (100's)	31 - Which Form is it?	32 - Odd/Even Digits	33 - Odd/Even (10's)
34 - Odd/Even (100's)	35 - Odd/Even Sorting (100's)	36 - Rounding to Nearest 10 (10's)	37 - Rounding to Nearest 10 (100's)	38 - Rounding to Nearest 100 (100's)
39 - Rounding to Nearest 100 (1,000's)	40 - Rounding to Nearest 1,000 (1,000's)	41 - Skip Counting by 2's (10's)	42 - Skip Counting by 2's (100's)	43 - Skip Counting by 2's
44 - Skip Counting by 3's	45 - Skip Counting by 4's	46 - Skip Counting by 5's	47 - Skip counting by 10's	48 - Skip Counting by 10's
49 - Counting Forwards (10's)	50 - Counting Forwards (100's)	51 - Counting Backwards (10's)	52 - Counting Backwards (100's)	53 - 1 More/Less (10's)
54 - 10 More/Less	55 - 100 More/Less			

Expanded Form

Name: _____

Objective: I can write a number in expanded form.

Directions: Read each number and write it in expanded form on the line.

1. 734 _____

2. 951 _____

3. 495 _____

4. 816 _____

Expanded Form

Name: _____

Objective: I can write a number in expanded form.

Directions: Read each number and write it in expanded form on the line.

1. 734 _____

2. 951 _____

3. 495 _____

4. 816 _____

Expanded Form

Name: _____

Objective: I can write a number in expanded form.

Directions: Read each number and write it in expanded form on the line.

1. 734 _____

2. 951 _____

3. 495 _____

4. 816 _____

Expanded Form

Name: _____

Objective: I can write a number in expanded form.

Directions: Read each number and write it in expanded form on the line.

1. 734 _____

2. 951 _____

3. 495 _____

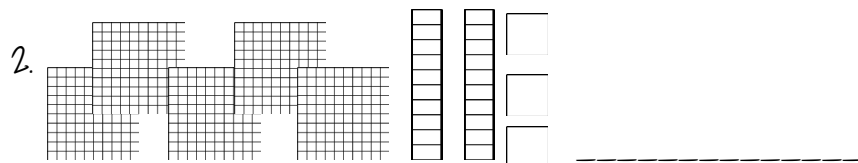
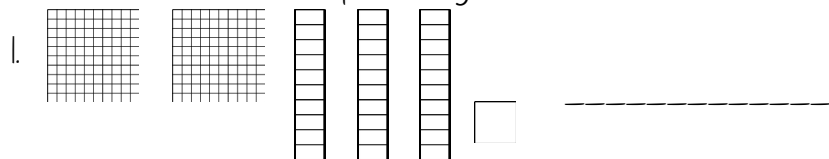
4. 816 _____

Picture Form

Name: _____

Objective: I can identify a number from its picture form.

Directions: Look at the pictures and write the numbers they are representing on the line.

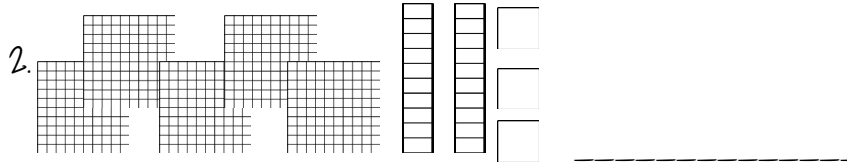
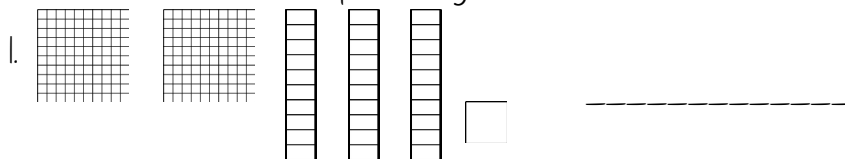


Picture Form

Name: _____

Objective: I can identify a number from its picture form.

Directions: Look at the pictures and write the numbers they are representing on the line.

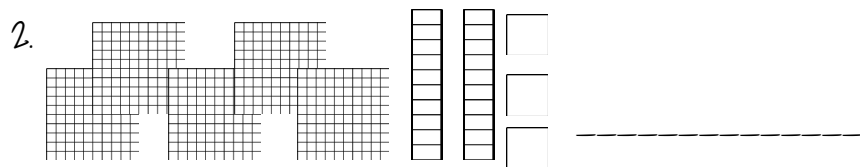
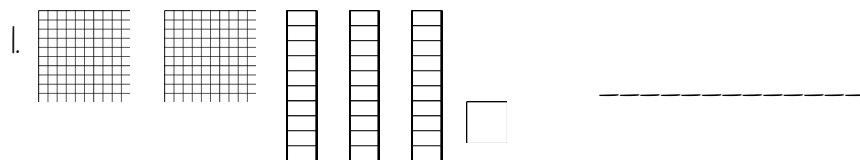


Picture Form

Name: _____

Objective: I can identify a number from its picture form.

Directions: Look at the pictures and write the numbers they are representing on the line.



Picture Form

Name: _____

Objective: I can identify a number from its picture form.

Directions: Look at the pictures and write the numbers they are representing on the line.

