

Vocabulary Voyage

Test Prep Vocabulary Activity for
the entire year!

Created by: Adventures of Room 129



Vocabulary Voyage

How to Use:

Vocabulary Voyage is a test prep vocabulary activity to use throughout the entire year of school. I will give details on how I use it in my room, but feel free to use it to best fit your needs!

Vocabulary Voyage

Step 1:

Print, laminate, and cut out all cards and backdrop page



Vocabulary Voyage

Step 2:

Punch holes in both top corners of all vocabulary cards then place the cards on binder rings.



Vocabulary Voyage

Step 3:

Find a place to hang the backdrop. Place two hooks on the backdrop.



Vocabulary Voyage

Step 4:

Hang rings on the hooks and
ta-da! You are ready!



Vocabulary Voyage

Step 5:

Print off the student pages
and you're ready to go!

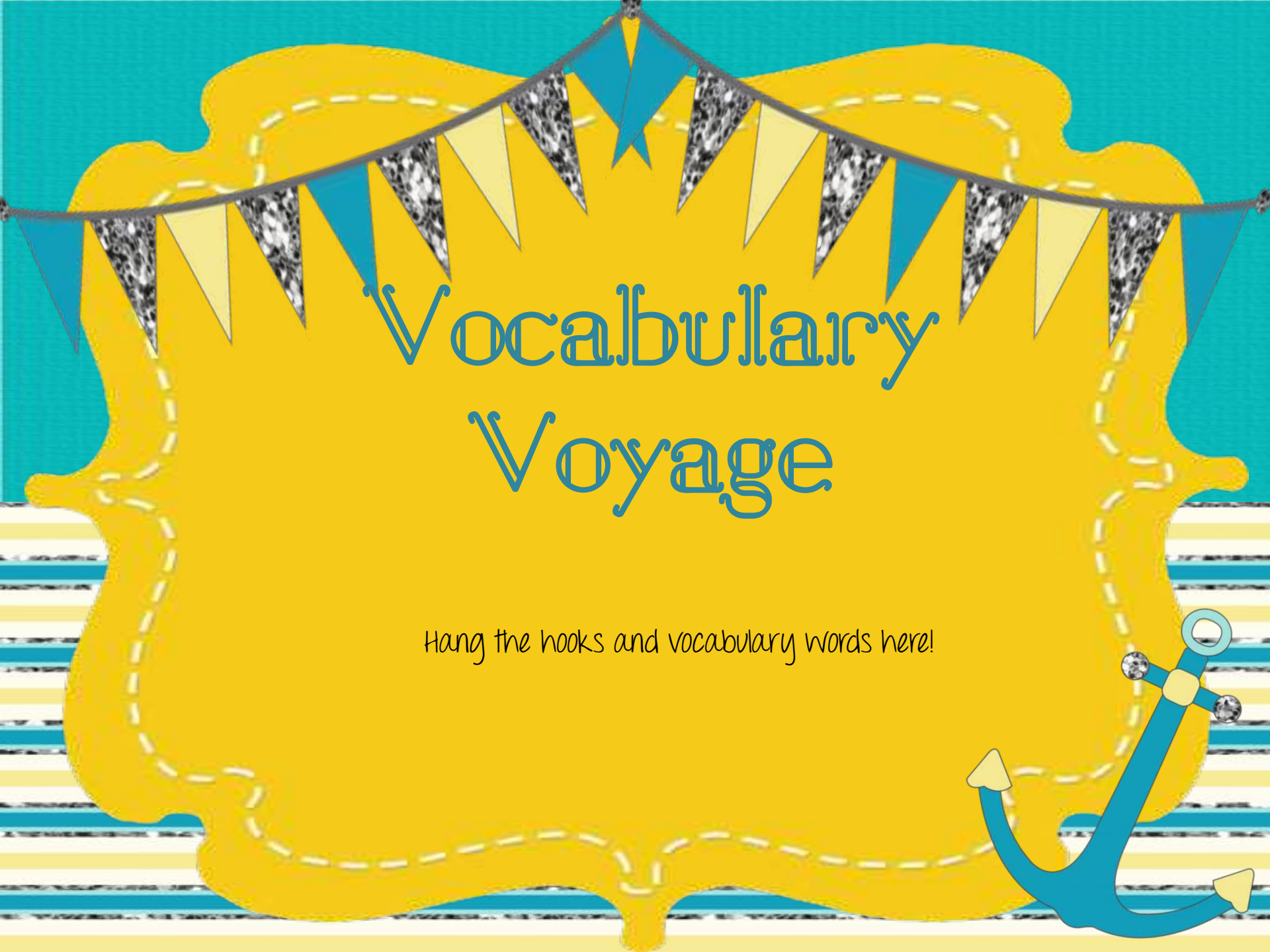
CLASSROOM

MRS. HARRIS



Vocabulary Voyage

There are 94 words included in this packet. The words need to be kept in the order they are in. The words are made to be used for 2 weeks in a row. Introduce one word a day for one week. Each day students write the word's definition on their paper. The next week, reintroduce those same words in the same order. This time, students review the definition and then answer the question in a journal or on a piece of paper.. Feel free to extend their learning by using these words in your weekly assessments. By the end of the year your students will be ready for their big test!




Vocabulary Voyage

Hang the hooks and vocabulary words here!



Describe



Identify



explain



Inferred



Develop




Evaluate



Vocabulary Voyage

The NEXT page is the page you will use on week ONE of the words. You need to copy this page on the back of the questions page for the week.

There is only 1 copy of this page because you will reuse it week after week.



Name: _____

Vocabulary Voyage

Test Prep Vocabulary Words of the Week

[Dashed box for writing a word]

[Dashed box for writing a word]

[Dashed box for writing a word]

[Dashed box for writing a word]

[Dashed box for writing a word]

Vocabulary Definitions


[Dashed box with two horizontal lines for writing a definition]

[Dashed box with two horizontal lines for writing a definition]

[Dashed box with two horizontal lines for writing a definition]

[Dashed box with two horizontal lines for writing a definition]

[Dashed box with two horizontal lines for writing a definition]





Name: _____

Vocabulary Voyage

Using the knowledge you learned about each word, how would you answer the following questions?

Describe how the character feels at the end of the story.

Identify an important character trait of the main character and explain why it is important.

Explain how the character in the story changed from the beginning to the end.

What can you infer about how the character feels at the beginning of the story?

Using the same characters, develop a new end to the story.