

WHICH WAY DO I GO?

PHONICS MAZES



15 PHONICS SKILLS

ENGAGING

EASY

PRINT & GO

WHICH WAY DO I GO? **Easy 1**


Start at the START and follow the path to the FINISH.

START	up	in	out	off
up	through	under	round	off
through	right	under	around	off
right	off	off	below	off
off	window	left	round	finish

WHICH WAY DO I GO? **Easy 2**



Start at the START and follow the path to the FINISH.

up	up	up	right	circle
up	up	right	green	round
round	round	right	lower	right
round	wire	up	right	up
up	up	right	up	finish



THANK YOU! For downloading this product! I truly hope that you & your students **ENJOY** using this in your classroom & find it **HELPFUL!** If you have any questions, **PLEASE** feel free to **EMAIL ME** at adventuresofroom129@gmail.com

IF YOU LIKED THIS, YOU'LL ❤️ THESE:



THANK YOU to these creative people



FEEDBACK is greatly appreciated & earns you **TPT CREDITS** toward **FUTURE PURCHASES!**

All rights reserved. For use in **ONE** classroom only. If you'd like to share this resource with another teacher, please purchase an **ADDITIONAL LICENSE.**

This document may not be redistributed without permission.
©Ciera Harris

Math

Reading

Grammar

Vocabulary

WHICH WAY DO I GO?

Name: _____ Teacher: _____

**short
A**



Objective: I can identify and read words with the short 'A' sound.

Directions. Begin at the word 'Start'. Identify and color in the short 'A' words to find your way to the 'Finish'.



START

clasp

brag

slams

track

harp

shake

paper

shade

brand

plain

state

flash

stand

crack

sharp

blame

smash

brain

plane

place

chain

black

plaque

Finish