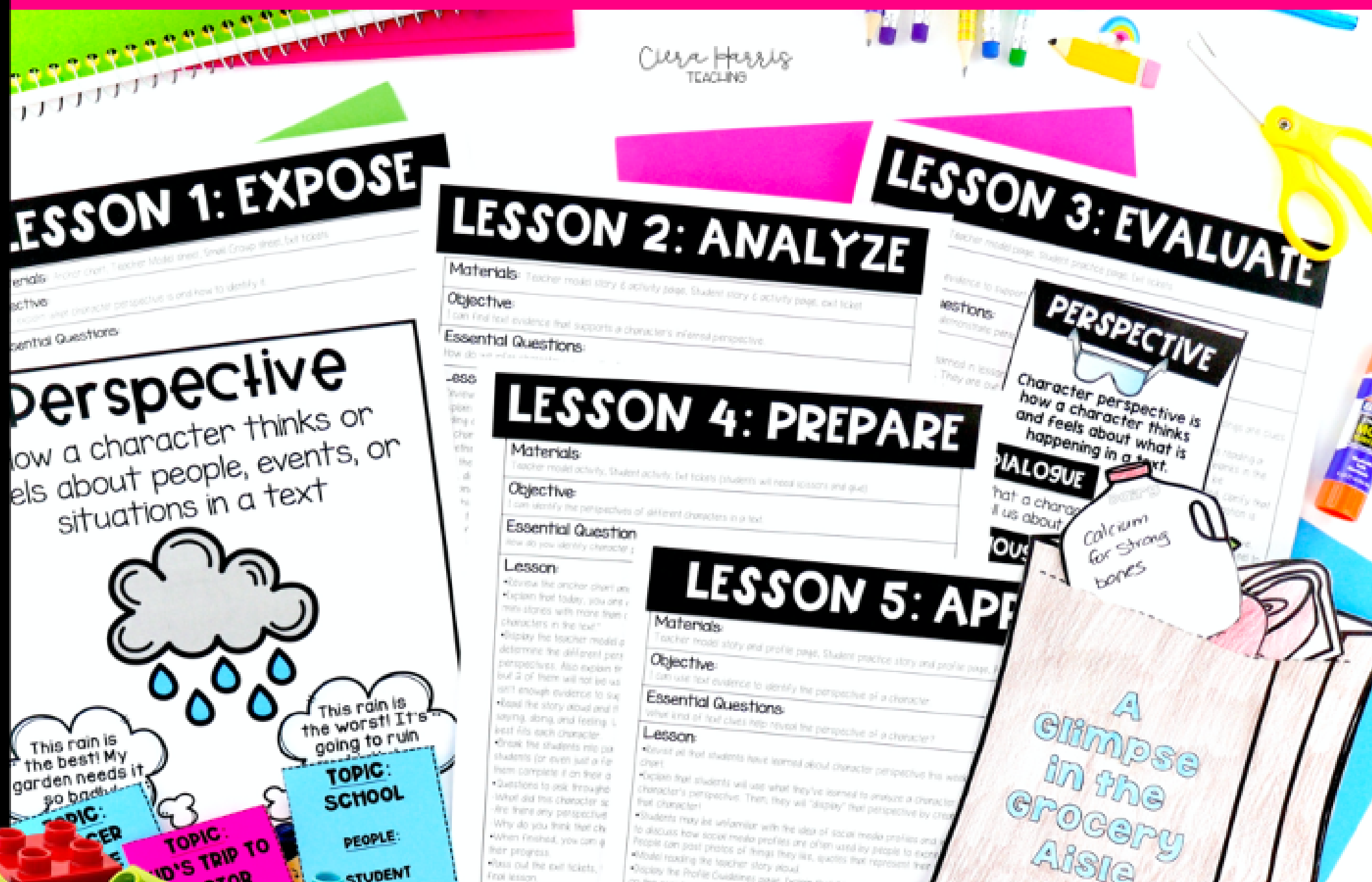


PERSPECTIVE



BUILDING COMPREHENSION Weeklong Unit

Hey!

TAKE A CLOSER LOOK!

Are you tapped out of ideas on how to teach perspective to your students?

Why?

Perspective Activities!



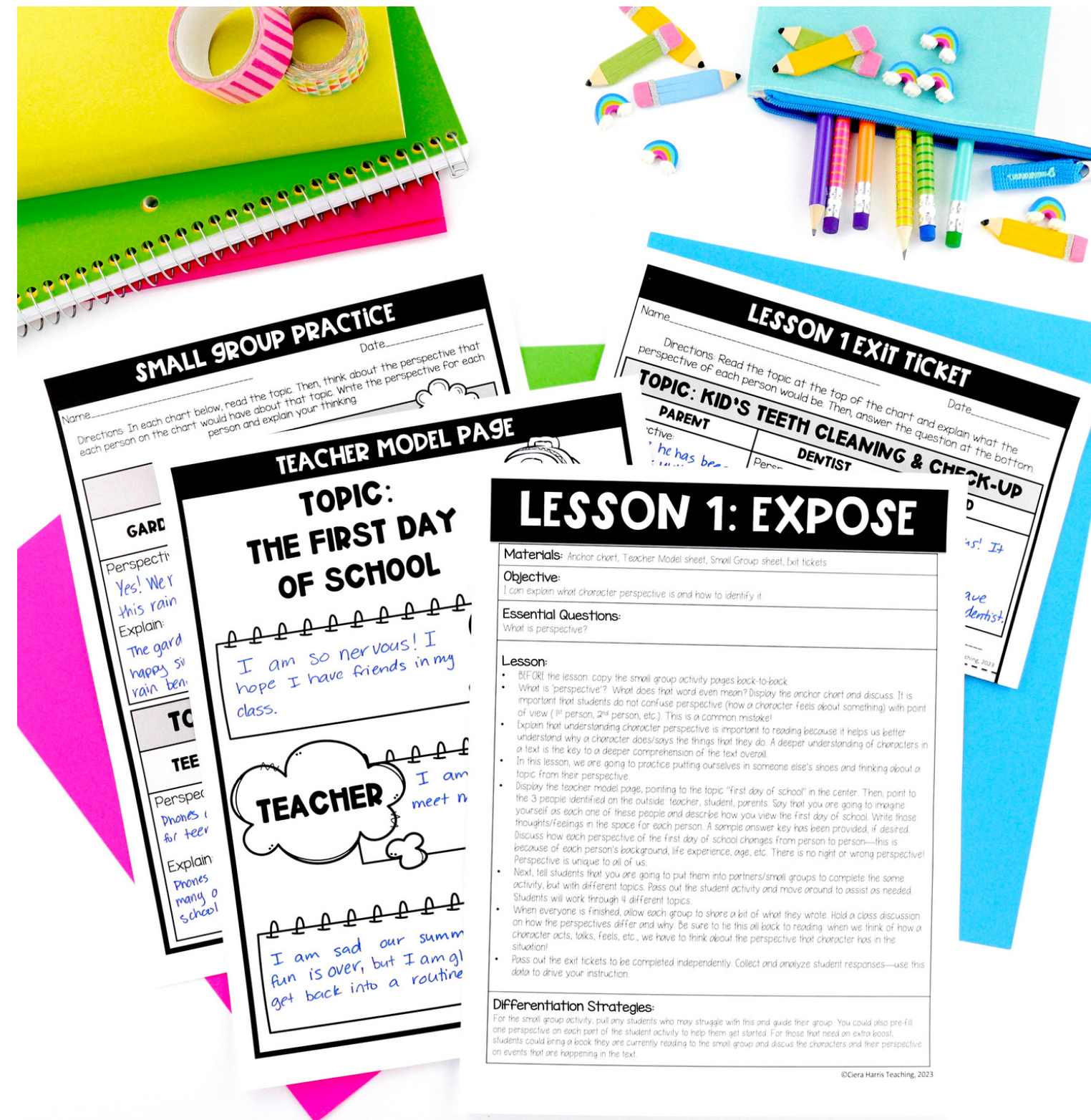
This resource includes 5 days worth of lesson plans and activities.



Students get learn all about perspective with engaging activities.



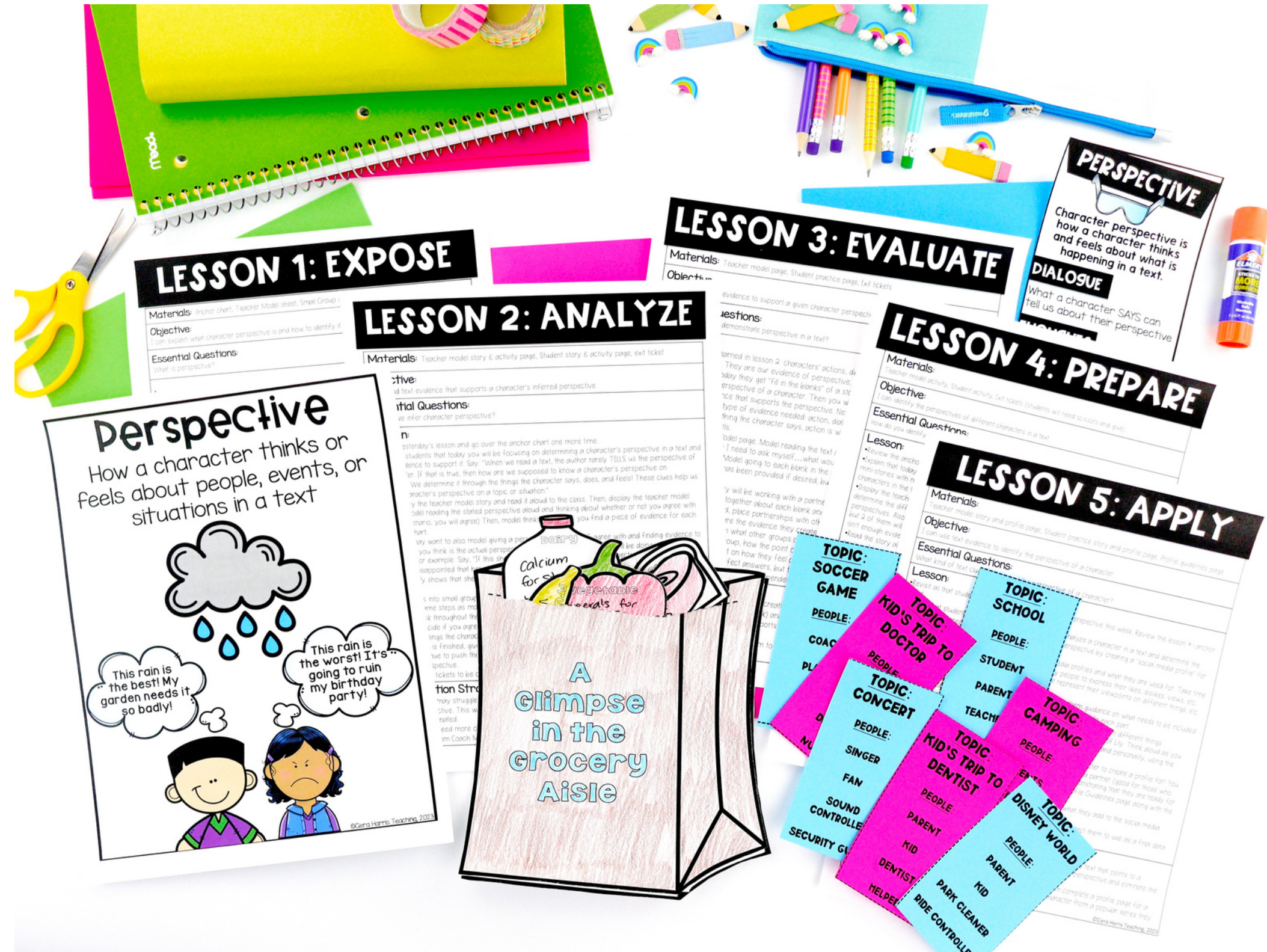
Just print & go, OR assign the digital version! Full color and B&W versions included!



Resource Includes

“ A MUST HAVE FOR EVERY CLASSROOM! ”

- Week-long activities
- Teacher Model pages
- Lesson plans
- Anchor Chart
- Craft-ivity
- Original Texts
- Final Assessment
- Bookmark
- Graphic Organizer
- Perspective Game
- Kid-Friendly Directions pages
- Full color and B&W materials
- Print and digital format!



Practice Perspective:

- Analyzing
- Evaluating
- Identifying

LESSON 5: APPLY

Materials:
Teacher model story and profile page, Student practice story and profile page, Profile guidelines page

Objective:
I can use text evidence to identify the perspective of a character.

Essential Questions:
What kind of text clues help reveal the perspective of a character?

Lesson:

- Revisit all that students have learned about character perspective this week. Review the lesson #1 anchor chart.
- Explain that students will use what they've learned to analyze a character in a text and determine the character's perspective. Then, they will "display" that perspective by creating a "social media profile" for that character!
- Students may be unfamiliar with the idea of social media profiles and what they are used for. Take time to discuss how social media profiles are often used by people to express their likes, dislikes, views, etc. People can post photos of things they like, quotes that represent their viewpoints on different things, etc.
- Model reading the teacher story aloud.
- Display the Profile Guidelines page. Explain that this will give them guidance on what needs to be included on the social media profile page and give them tips on how to complete each part.
- Go back to the text and underline evidence that supports Lily's perspective on different things.
- Then, model how to fill out the social media profile page for the character of Lily. Think about as you come up with ideas for the profile that reflect the character's perspective and personality, using the evidence you underlined as support.
- Tell students that they will now get to read a story and choose a character to create a profile for! You can determine if you'd like to have students complete this activity with a partner (good for those who may need some extra practice), or independently (those who are demonstrating that they are ready for the final assessment). Be sure to give each student a copy of the Profile Guidelines page along with the blank social media template.
- Remind students that they must underline evidence that supports what they add to the social media profile!
- You can allow students to share their profile pages with the class or collect them to use as a final data point before the unit assessment.

Differentiation Strategies:

For students who need extra support, consider pre-underlining evidence in the text that points to a specific character's personality traits. This will help the student focus in on perspective and eliminate the step of seeking out evidence to form ideas.

For students who are firmly grasping the concept, consider having them complete a profile page for a character from a text they are currently reading on their own, or a character from a popular series they know well, like Harry Potter.


©Ciera Harris Teaching, 2023

TEACHER MODEL STORY
Lily & Sam

In a colorful town...

Lily and Sam were as different as day and night. Lily loved dresses, while Sam had straight hair. She would spend hours at the library, reading books about faraway lands. Sam would play soccer and exploring the neighborhood. One day, Lily found a book about faraway lands. Sam was reading it. "What are you reading?" Lily asked. "It's about faraway lands. It's really interesting." Lily explained. "Can I read it with you?" Sam asked. "Sure, why not? Let's give it a try." They started to see the excitement in each other's eyes. They realized that even though they were different, they had a lot in common. They wanted to play soccer for a bit. "Sure, why not? Let's give it a try." Lily and Sam were as different as day and night. Lily loved dresses, while Sam had straight hair. She would spend hours at the library, reading books about faraway lands. Sam would play soccer and exploring the neighborhood. One day, Lily found a book about faraway lands. Sam was reading it. "What are you reading?" Lily asked. "It's about faraway lands. It's really interesting." Lily explained. "Can I read it with you?" Sam asked. "Sure, why not? Let's give it a try." They started to see the excitement in each other's eyes. They realized that even though they were different, they had a lot in common. They wanted to play soccer for a bit. "Sure, why not? Let's give it a try."

Sam's



Make perspective fun, easy, and interactive!

PERSPECTIVE GAME DIRECTIONS

Today, we are going to play "Act It Out!"

Directions:

1. Place the Act It Out cards in a pile face-down next to your group. Decide who will be Player 1, Player 2, etc.
2. Player 1 stands up and takes an Act It Out card. The player reads the topic at the top of the card out loud to the group and then hands the card to the group for 30 seconds.
3. Player 2 says the name of the first person on the card. Player 1 must quickly begin talking about the topic at the top of the card from the perspective of that person. A sample script has been provided!
4. Five seconds later, Player 3 will shout out a new name of the next person on the card. Player 1 must change their perspective and talk from the view of the new person. Player 1 must begin talking clearly from the new perspective within 5 seconds or their turn is over, and the card is placed at the bottom of the pile. If the group feels like the player stumbled or stalled for more than 5 seconds, the group can declare the round over.

TOPIC: MATH TEST
PEOPLE: MATH TEACHER, STUDENT, PARENTS

TOPIC: VIDEO GAMES
PEOPLE: KID, PARENT

TOPIC: SCHOOL LUNCH
PEOPLE: STUDENTS, TEACHERS, CAFETERIA WORKER, FOOD SERVICE

TOPIC: DISNEY WORLD
PEOPLE: PARENT, CHILD

TOPIC: CONCERT
PEOPLE: SINGER, FAN, SOUND CONTROL, SECURITY

TOPIC: THE OLYMPICS
PEOPLE: ATHLETE, COACH

TOPIC: SCHOOL
PEOPLE: STUDENT

TOPIC: CAMPING
PEOPLE: PARENTS, KIDS, PARK RANGER

TOPIC: SOCCER GAME
PEOPLE: KID'S TRIBE

INCLUDES HANDS-ON ACTIVITIES!

Perfect for Grades 2-4!

All activities are more hands-on than normal 'worksheets'.

Direction pages and original texts are included!



Everything you need for a week!

Check out what teachers just like you have said about this product line:



These bundles are fabulous for struggling readers!

- Andrea



I love that it is scaffolded and includes a lesson explanation and example. - Sandy



Your main idea set gave me centers to do during our ELA block! - Stacie



A little more...



 Includes a craft that makes for a fun, interactive bulletin board display!

 A craftivity and center are all also included!

 This includes everything you need for a whole week!

**GO GRAB THE
RESOURCE
TODAY!**