



Hey!

TAKE A CLOSER LOOK!

Are you tapped out of ideas on how to teach Asking Questions to your students?

Why?

Asking Questions Activities!



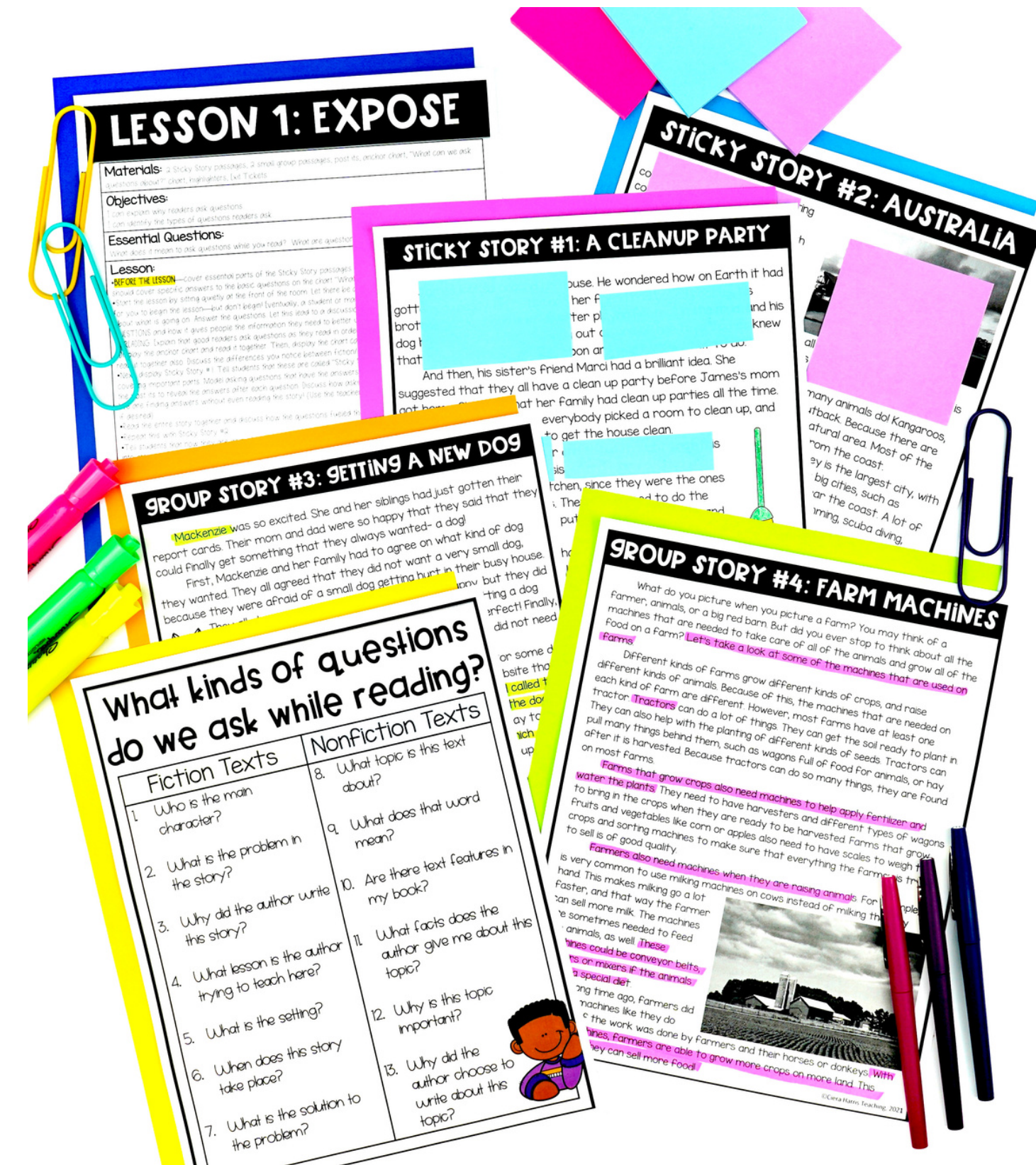
This resource includes 5 days worth of lesson plans and activities.



Students get familiar with asking questions with fun activities.



Just print & go, OR assign the digital version!



Resource Includes

“ A MUST HAVE FOR EVERY CLASSROOM! ”

- Week-long activities
- Lesson plans
- Graphic organizer
- Craftivity
- Centers
- Direction pages
- Real photographs
- Print and digital!

Directions: Read the story, but stop at each question bubble and write a question you have that fits into the category in the bubble.

Meg was so excited! Her class was going on a field trip to the strawberry patch. The strawberry farmers were going to talk about how strawberries grow, and the kids were going to get to pick their own strawberries to take home. They were also going to taste some strawberry jam and strawberry pie.

After Meg got to school, and her class had they all got on the bus to go to the strawberry patch. Meg's best friend Annie, and they had a great time snacking on the bus.

Soon, they were at the strawberry patch. Meg's teacher Mrs. Smith did a roll call. They were at the bus door. They told the kids that the strawberry. Meg didn't know if she should go.

STOP Stop and Jot: What is a revealing question you could ask?
Why was Meg excited?

STOP Stop and Jot: What is a revealing question you could ask?
How does the farmer know?

LESSON 4: PREPARE

Materials:
Stop and Jot Activity Sheets (1 for whole group, 2 for small groups), Exit Ticket

Objectives:
I can identify places where/when a reader may ask questions
I can identify what type of question is being asked
I can ask questions as I read

Essential Questions:
How can different types of questions help a reader better understand a text?
When do good readers ask questions?

Lesson:
• Review the 3 types of questions and how we can recognize strong questions vs weak questions
• Explain that readers don't just ask questions AFTER they read a story—they ask them WHILE they read! Good readers are always questioning. Sometimes they need a quick clarification and sometimes (hopefully most often), they ask questions to gain a deeper understanding.
• Display the Stop and Jot Activity #1. Explain how the text is broken into pieces so that a reader can stop and jot down questions that come to mind. Note how the boxes have been labeled with the TYPE of question that can be asked at each part.
• Model reading the story and thinking about questions as you go (use the teacher think-aloud guide if desired—located in the answer keys). Continue to refer to your “3 Types of Questions” poster as you go.
• Repeat with Stop and Jot #2, this time allowing students to begin suggesting questions as you guide the discussion.
• Break students into groups of 3-4 to try activity #3. Be sure that you are circulating between groups and helping guide discussions. Remind students that it is OK to have different questions from the people in your group—all readers have different questions because all readers have different background knowledge. Be on the lookout for those struggling to generate questions or those who still need help remembering the difference between the 3 types of questions. Supply copies of the poster if needed.
• Questions to ask throughout:
- How did you know this was a (clarifying/revealing/extending) question? What evidence supports that?
- Did anyone have a different question here? Why do you think that?
• When all groups have finished, display a few examples for the class and discuss how we all questioned differently, but could easily identify the 3 types of questions because of the hard work we have done this week.
• Pass out the exit tickets, to be completed independently. Use this data to re-teach before tomorrow's final lesson.

Differentiation Strategies:
Once again, it may be helpful to read aloud text to your students who are reading below grade level, or allow them to preview the texts before the lesson so that you can check for understanding. As suggested in the lesson, provide copies of any posters/anchor charts from the previous lessons. For an extra challenge, have students try to create one of each type of question with their independent reading books. Pair up students with the same text and have them compare/contrast the questions they generated while reading.

©Cera Harris Teaching, 2021

SMALL GROUP STOP & JOT: ACTIVITY #3
Do you know what a family reunion is? I didn't either until last weekend! My mom's big extended family had a reunion and it was so much fun. Let me tell you about it!

STOP & JOT ACTIVITY #2
Have you ever heard of the author Mary Pope Osborne? She is the author behind the Magic Tree House series of books. In these books, brother and sister Jack and Annie go to and in a

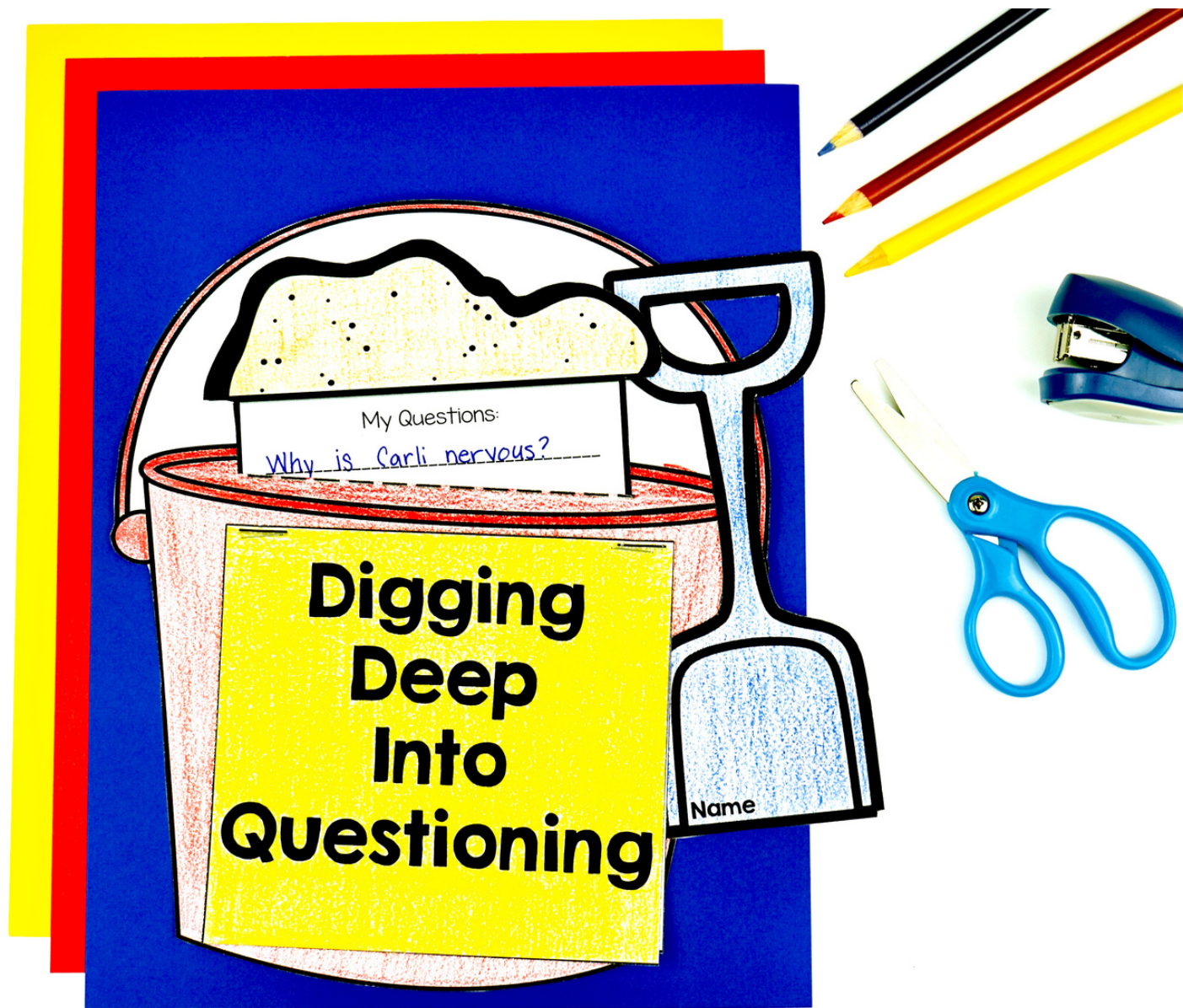
STOP & JOT ACTIVITY #1
Lizzie lived in an old farmhouse. Like many houses that were built a long time ago, Lizzie's house was small. Lizzie and her family were running out of room!

STOP Stop and Jot: What is a clarifying question you could ask?
Why was Lizzie's house small?

STOP Stop and Jot: What is a revealing question you could ask?
How might Lizzie feel about getting her own room?

STOP Stop and Jot: What is a revealing question you could ask?
How might Lizzie feel about getting her own room?

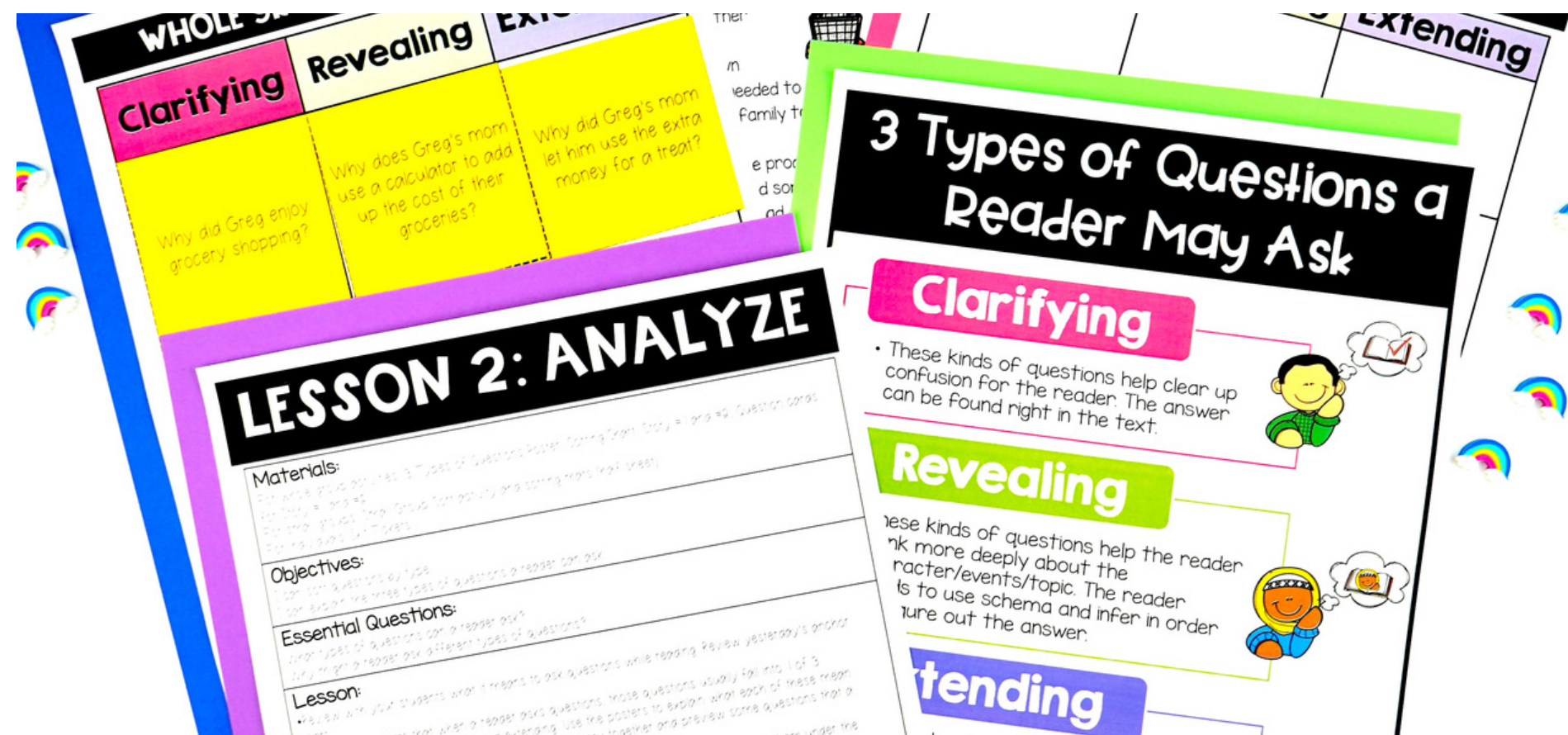
STOP Stop and Jot: What is a revealing question you could ask?
How might Lizzie feel about getting her own room?



Practice asking questions:

- Analyzing
- Evaluating
- Asking questions!

Make asking questions fun, easy, and interactive!

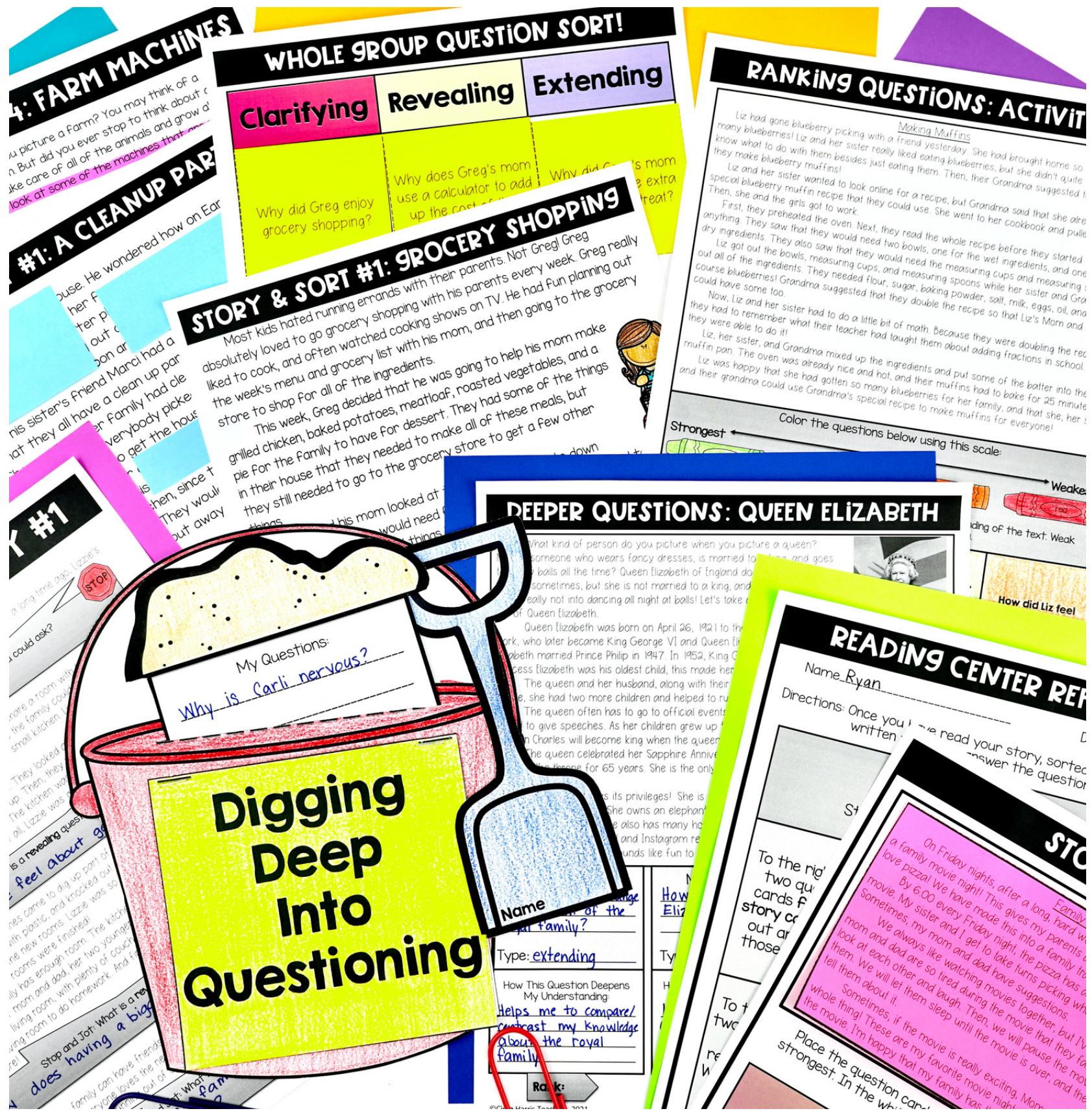


INCLUDES HANDS-ON ACTIVITIES!

Perfect for Grades 2-4!

All activities are more hands-on than normal 'worksheets'.

Direction pages and real photographs are included!



A little more...



Includes a graphic organizer, bookmark, & anchor chart.



A craftivity and center are all also included!



This includes everything you need for a whole week!

GO GRAB THE RESOURCE TODAY!