



Interactive Read Aloud Tropical Rainforests
By Peter Benoit

SKILL/STRATEGY: Author's Perspective

TEXT SUMMARY: A nonfiction text all about tropical rainforests!

MATERIALS:

- Evidence Cards
- Student Recording Sheet
- Exit ticket

VOCABULARY: adapted, canopy, climate, decomposes, deforestation, ex resources

The Lesson

BEFORE THE LESSON: Cut out the evidence cards and tape them around the classroom.

1. INTRODUCTION: We have learned that characters in a fictional story have perspectives. They have opinions about things based on their life experiences. But what about nonfiction texts? If a book is full of facts, how can there be a perspective or opinion? This comes from the author. The author will sometimes insert his/her opinion into a nonfiction text subtly. That means that he/she may not come out and state exactly how they feel about a topic, but he/she may add in adjectives and details about the topic that reveal an opinion.

2. Say, "Today we will reading a book about Tropical Rainforests. At first, it will give you many facts that teach you all about tropical rainforests." Read aloud chapters 1-3

3. Stop before Chapter 4. Say read chapters 4 and 5, I want listen closely for any details that reveal how the author *feels* about topics of these chapters, 'The Rainforest's Many Uses' and 'Balance.' This will help reveal the author's perspective on rainforests.

5. When you are finished read out the Student Recording Sheet students that you have tape of text evidence around the. Some of them reflect the author's perspective and some do not. read each piece of evidence, mark on the sheet if they believe does/doesn't show author's perspective.

6. Once you've made a mark piece of evidence, summarize think the author's perspective bottom of the sheet.

7. When everyone is finished, correct answers aloud, and give students time to share what is the author's perspective.

Interactive Read Aloud Wagons Ho! Then & Now on the Oregon Trail
By George Hallowell and Joan Holub

SKILL/STRATEGY: Character Perspective

Two girls—more than a century apart—travel two thousand miles to find a w home.

Perspective Cards
Enlarged T-chart
Tape
Exit ticket
wheels, churning, oxen, tidings, annoying, precious, moccasins, distant

4. When a pair thinks they have found evidence to support the perspective

Interactive Read Aloud XO, Exoplanet
By Deborah Underwood

SKILL/STRATEGY: Character Perspective

TEXT SUMMARY: A hilarious and heartwarming story about the power of perspective.

MATERIALS:

- T-chart
- Letter writing templates
- Exit ticket

VOCABULARY: circling, dictated, galaxy, fortunately, fumed, billions, orbited

The Lesson

1. INTRODUCTION: Say, "Let's review what we know about perspective. Perspective is the way someone views something, based on their experiences. For example, I may think that roller blading is a dangerous activity because I once broke my wrist roller blading. My best friend might think that roller blading is fun and safe because she has never fallen before. Our experiences impact and inform our perspectives."

2. Say, "The story I am going to read to you today is about an exoplanet who communicates with regular planets. You may be wondering what an exoplanet is. Exoplanets circle a sun other than our sun. We call the planets in our solar system, that circle our sun, regular planets."

3. Explain that as you read today's story, students should be thinking about each set of planets' perspectives, shown through their letters to each other.

4. Read the story aloud, but STOP at the page before the planets write their apology letter to Exoplanet. (The last page you'll read aloud says, "They're all right. It all depends on how you look at things.")

5. Display the t-chart, "It's All About Perspective." Work with the class to go back into the text and find examples of each planets' perspectives and add them to the chart.

6. Explain that now that the regular planets understand that its all about perspective, they will be writing a letter to Exoplanet apologizing and explaining their perspective. Using the template, work with the class the write the letter.

7. Next, the class will write a letter back (from Exoplanet). You can decide if you would like to guide this, or allow students to work in small groups or partnerships, depending on your students' grasp of perspective and writing skills.

8. Finish reading the book aloud.

Hey!

TAKE A CLOSER LOOK!

Use authentic literature to target perspective with these interactive read aloud mini lessons!

Why?

Interactive Read Alouds



Very little prep for the teacher!
Grab the text, print, and go!



Students at all reading levels get
to experience interacting with a
high-quality text!



Show students the power of
literature and be the model for
critical thinking!

STICKY NOTE QUESTIONS

Who are the... Which part created the...
ingest... y For...
a?

EXIT TICKET

XO, Exoplanet
Date: _____

Reply From Exoplanet

Name: _____ Date: _____
Directions: Reply to the letter from the regular planets. Be sure to include evidence that shows an understanding of perspective.

Dear Planets,

Letter From the Planets

Dear Exoplanet,

Sincerely,

Interactive Read Aloud

XO, Exoplanet
By: Deborah Underwood

SKILL/STRATEGY ...

TEXT SUMMARY ...

MATERIALS

- 10 copies
- Colored sticky notes
- Crayons

VOCABULARY ...

The Lesson

1 INTRODUCTION:
Say, "Let's review what we know about perspective. Perspective is the way someone views something based on their experiences. For example, I may think that roller blading is a dangerous activity because I once broke my wrist roller blading. My best friend might think that roller blading is fun and safe because she has never fallen before. Our experiences impact and inform our perspectives."

2. Say, "The story I am going to read to you today is about an exoplanet who communicates with regular planets. You may be wondering what an exoplanet is. Exoplanets are a sun other than our sun. We call the planets in our solar system, that circle our sun, regular planets."

3. Explain that as you read today's story, students should be thinking about each set of planets' perspectives, shown through their letters to each other.

4. Read the story aloud, but STOP at the page before the planets write their apology letter to Exoplanet. (The last page you'll read aloud says, "They're all right. It all depends on how you look at things.")

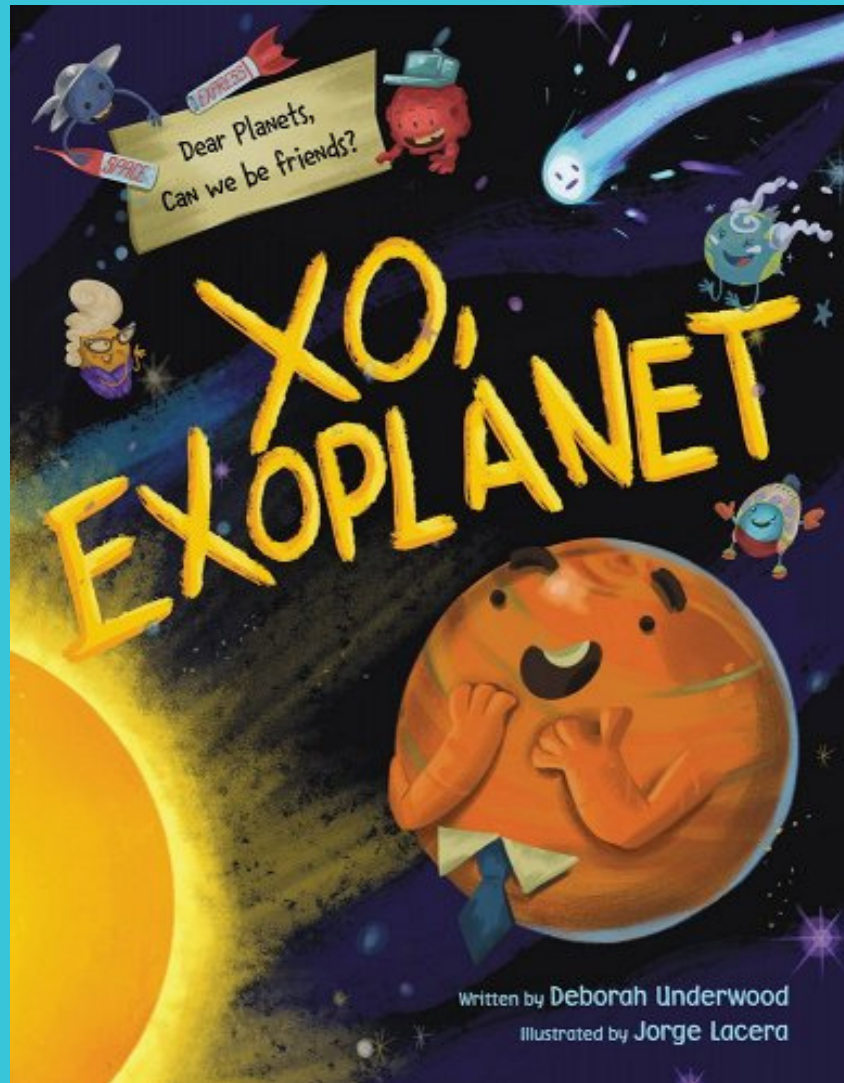
5. Display the 1-chart, "It's All About Perspective." Work with the class to go back into the text and find examples of each planets' perspectives and add them to the chart.

6. Explain that now that the regular planets understand that it's all about perspective, they will be writing a letter to Exoplanet apologizing and explaining their perspective. Using the template, work with the class to write the letter.

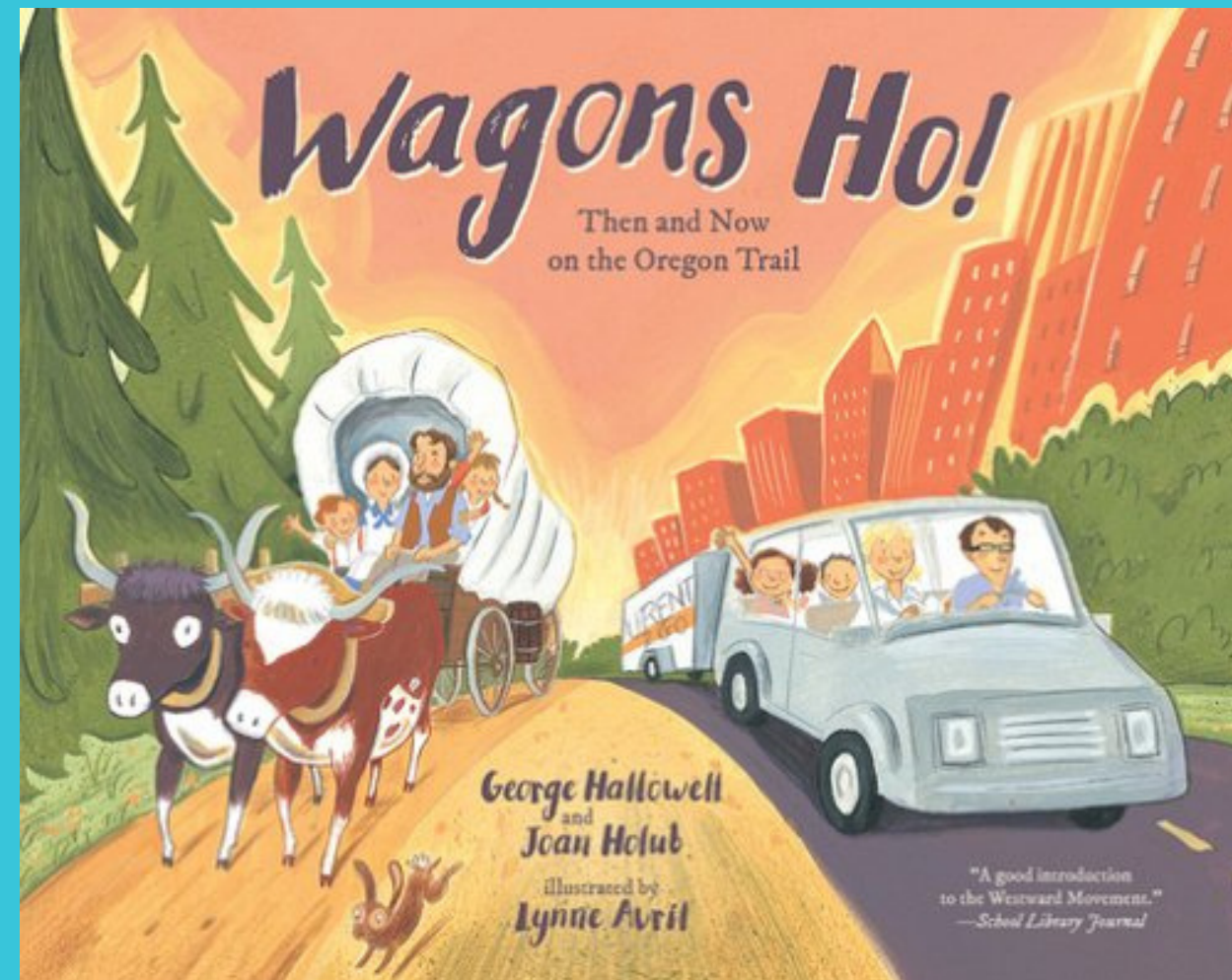
7. Next, the class will write a letter back (from Exoplanet). You can decide if you would like to guide this, or allow students to work in small groups or partnerships, depending on your students' grasp of perspective and writing skills.

8. Finish reading the book aloud. Compare the letters you wrote as a class to the ones written at the end of the story.

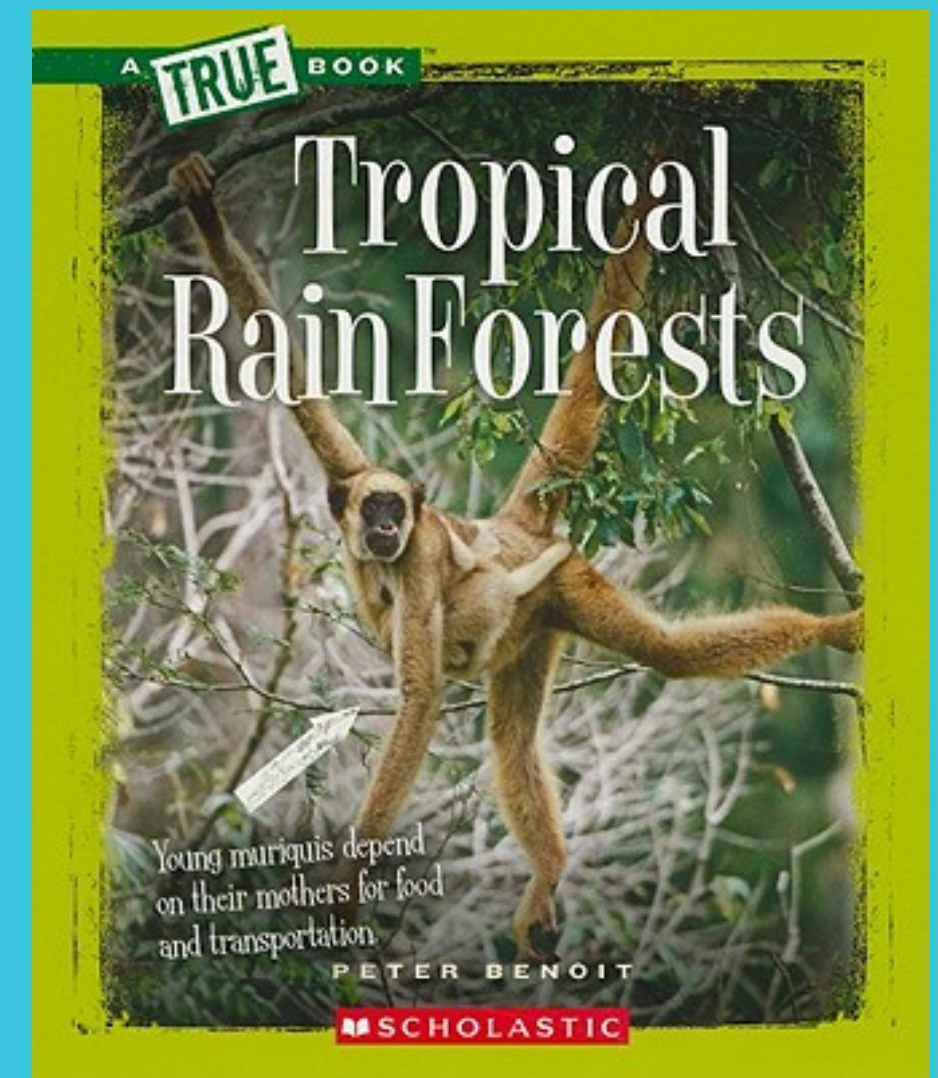
Read Aloud *Texts* for Perspective



**XO, Exoplanet
by Deborah
Underwood**



**Wagons Ho!: Then & Now
on the Oregon Trail by
George Hallowell**



**Tropical Rainforests
by Peter Benoit**

Resource Includes

- 3 succinct mini lesson guides that correspond with high quality read aloud texts
- Supplemental materials needed for lessons, including anchor charts, graphic organizers, comprehension questions, exit tickets, answer keys, and more!
- Suggested vocabulary words, straight from the text
- Digital student pages

“ A MUST HAVE FOR EVERY CLASSROOM! ”

Letter From the Planets

Dear Exoplanet,

XO, Exoplanet

EXIT TICKET

Name _____ Date _____

It to be able to distinguish between perspectives in a text?

It's All About Perspective

Evidence of Regular Planets' Perspective	Evidence of Exoplanet's perspective

Interactive Read Aloud

XO, Exoplanet
By Deborah Underwood

SKILL/STRATEGY: Character Perspective

TEXT SUMMARY: A hilarious and heartwarming story about the power of perspective.

MATERIALS:

- T-chart
- Letter writing templates
- Exit ticket

VOCABULARY: orbiting, dictated, galaxy, fortunately, fumed, billions, orbited

The Lesson

1. INTRODUCTION: Say, "Let's review what we know about perspective. Perspective is the way someone views something, based on their experiences. For example, I may think that roller blading is a dangerous activity because I once broke my wrist roller blading. My best friend might think that roller blading is fun and safe because she has never fallen before. Our experiences impact and inform our perspectives."

2. Say, "The story I am going to read to you today is about an exoplanet who communicates with regular planets. You may be wondering what an exoplanet is. Exoplanets circle a sun other than our sun. We call the planets in our solar system, that circle our sun, regular planets."

3. Explain that as you read today's story, students should be thinking about each set of planets' perspectives, shown through their letters to each other.

4. Read the story aloud, but STOP at the page before the planets write their apology letter to Exoplanet. (The last page you'll read aloud says, "They're all right. It all depends on how you look at things.")

5. Display the t-chart, "It's All About Perspective." Work with the class to go back into the text and find examples of each planets' perspectives and add them to the chart.

6. Explain that now that the regular planets understand that it's all about perspective, they will be writing a letter to Exoplanet apologizing and explaining their perspective. Using the template, work with the class the write the letter.

7. Next, the class will write a letter back (From Exoplanet). You can decide if you would like to guide this, or allow students to work in small groups or partnerships, depending on your students' grasp of perspective and writing skills.

8. Finish reading the book aloud. Compare the letters you wrote as a class to the ones written at the end of the story.

STICKY NOTE QUESTIONS

Who are the main characters?

Which part created the strongest imagery for you?

How do the illustrations add to the story itself?

What is one thing you can infer within the text?

What is one question you have after reading the text?

What is one possible theme of the text?

© Cora Harris Teaching, 2022

BUILD A COMMUNITY OF COLLABORATIVE READERS!

STICKY NOTE QUESTIONS

Who are the... Which part created the longest... y for i?

It's All About Perspective

Evidence of Regular Planets' Perspective	Evidence of Exoplanet's perspective

Interactive Read Aloud XO, Exoplanet
By Deborah Underwood

SKILL/STRATEGY: Character Perspective

TEXT SUMMARY: A hilarious and heartwarming story about the power of perspective.

MATERIALS:

- T-chart
- Letter writing templates
- Exit ticket

VOCABULARY: orbiting, dictated, galaxy, fortunately, fumed, billions, orbited

The Lesson

1 INTRODUCTION:
Say, "Let's review what we know about perspective. Perspective is the way someone views something, based on their experiences. For example, I may think that roller blading is a dangerous activity because I once broke my wrist roller blading. My best friend might think that roller blading is fun and safe because she has never fallen before. Our experiences impact and inform our perspectives."

2. Say, "The story I am going to read to you today is about an exoplanet who communicates with regular planets. You may be wondering what an exoplanet is. Exoplanets circle a sun other than our sun. We call the planets in our solar system, that circle our sun, regular planets."

3. Explain that as you read today's story, students should be thinking about each set of planets' perspectives shown

4. Read the story aloud, but STOP at the page before the planets write their apology letter to Exoplanet. (The last page you'll read aloud says, "They're all right. It all depends on how you look at things.")

5. Display the t-chart, "It's All About Perspective." Work with the class to go back into the text and find examples of each planets' perspectives and add them to the chart.

6. Explain that now that the regular planets understand that it's all about perspective, they will be writing a letter to Exoplanet apologizing and explaining their perspective. Using the template, work with the class the write the letter.

7. Next, the class will write a letter back (From Exoplanet). You can decide if you would like to guide this, or allow students to work in small groups or partnerships, depending on your students' grasp of perspective and

Allow readers of all levels to experience authentic, grade-appropriate text!

Lessons follow an effective outline for maximizing instruction!

Great for whole group teaching, or strategic small group lessons!